

# TIRRIWIRRI SCHOOL

Alanbar Street, Queanbeyan NSW 2620

T. (02) 6206 2500 E. [Tirriwirri-s.school@det.nsw.edu.au](mailto:Tirriwirri-s.school@det.nsw.edu.au) W. [tirriwirri-s.schools.nsw.gov.au](http://tirriwirri-s.schools.nsw.gov.au)

## Week 7 Extension Grid Ideas

Dear Parent/Carers,

This document contains various extension grids containing activities, that have been adapted from a '[Learning from Home](#)' document found on the NSW Department of Education website. The extension activities can be used to add to your day for extra learning experiences for your child. They are optional and can be used to fill in breaks throughout the day if you choose to do so. **The activities are not a mandatory requirement while learning from home, they are an optional extra.**





If you have any questions, please contact to your classroom teacher via SeeSaw or email.

Kind regards,

Tirriwirri School Teaching Team

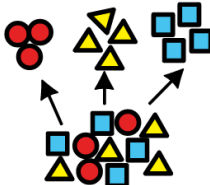

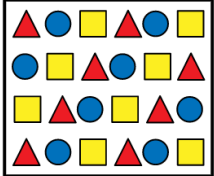
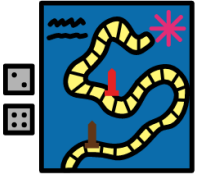
# English Activities – Extension

\*Blue highlighted text shows links for websites. When you see the blue highlighted text, hover your mouse over it, press control and click, this will take you to a website.

<p><b>Read</b> Read/watch a book with a family member. Have students point to objects/words in the story. Draw a picture about the book. <a href="http://www.storylineonline.net">http://www.storylineonline.net</a> <a href="https://www.storyboxlibrary.com.au/login">https://www.storyboxlibrary.com.au/login</a> <b>Username:</b> Tirriwirri <b>Viewer Password:</b> 5770</p> 	<p><b>Sing</b> Sing songs or nursery rhymes. Play some music on YouTube. Make up some actions to match the music.</p> 	<p><b>Name Writing</b> Have students make their name out of playdough or pegs. <b>OR</b> Cut up letters and have students match it to their name. <b>OR</b> Have students practice tracing/writing their name.</p> 	<p><b>I Spy</b> Play I Spy with students. Have students find objects in a picture book or around the house. <b>OR</b> Play an online I Spy game: <a href="https://www.scholastic.com/ispy/games/">https://www.scholastic.com/ispy/games/</a></p> 
---	--	--	--

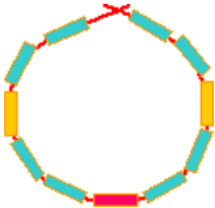



# Mathematics Activities – Extension

\*Blue highlighted text shows links for websites. When you see the blue highlighted text, hover your mouse over it, press control and click, this will take you to a website.

<p><b>Sorting</b> Collect 10 different toys or objects. Practise counting your collection forwards and backwards. Sort them into categories such as colours, size or shape. Arrange them from tallest to shortest.</p> 	<p><b>Calendar Activities</b> Mark off days on the calendar. Talk about what day it is today, tomorrow and yesterday. Sort/match the days of the week. Discuss what the weather is like today. Draw a symbol to describe.</p> 	<p><b>Patterns</b> Use an ice tray and objects such as buttons or beads to create a pattern. Have students copy the pattern or create one of their own.</p> 	<p><b>Board Games</b> Play a board game such as snakes and ladders. Have students count as they move their counter forward. Practise taking turns.</p> 
--	--	---	--





## Fine Motor Activities – Extension

\*Blue highlighted text shows links for websites. When you see the blue highlighted text, hover your mouse over it, press control and click, this will take you to a website.

<p><b>Threading</b> Thread some pasta or beads onto string to make a necklace.</p> 	<p><b>Puzzles</b> Complete a jig-saw puzzle.</p> 	<p><b>Bottle Spray</b> Fill a spray bottle with water and go outside to spray some plants. <b>OR</b> Practise writing your name or drawing shapes on the concrete with the spray bottle.</p> 	<p><b>Finger Painting</b> Students create pictures, numbers and letters using their fingers and hands.</p> 
--	---	--	--

## Movement Activities – Extension

\*Blue highlighted text shows links for websites. When you see the blue highlighted text, hover your mouse over it, press control and click, this will take you to a website.

<p><b>Balls</b> Use different sized balls. Throw and catch a ball with a partner. Throw them in the air and catch them. Roll them to a partner.</p> 	<p><b>Yoga</b> Choose a clip from Cosmic Kids Yoga with the link below: <a href="http://www.cosmickids.com">http://www.cosmickids.com</a></p> 	<p><b>Games</b> Play “Simon Says” and have children imitate your movements or respond to verbal directions. For example, jump up and down, spin around, hop on one leg.</p> 	<p><b>Dance</b> Choose a clip from GoNoodle (<a href="https://www.gonoodle.com/">https://www.gonoodle.com/</a>) or YouTube to dance to.</p> 
---	--	---	---

## Sensory Activities – Extension

\*Blue highlighted text shows links for websites. When you see the blue highlighted text, hover your mouse over it, press control and click, this will take you to a website.

### Water Play

Fill a sink or bucket with water. Add food colouring. Use containers of different shapes and sizes for filling, emptying, comparing and pouring.



### Shaving Foam

Spray some shaving foam in a container or on the table. Have students write their name, numbers or create pictures or shapes in it.



### Rice Tray

Pour some rice into a tray. Hide some objects in the tray for students to find. Use some food colouring to create different colours.



### Gardening

Go outside and collect materials to create a sensory box. Include leaves, sticks, twigs and stones from the natural environment.



## Living Skills Activities – Extension

\*Blue highlighted text shows links for websites. When you see the blue highlighted text, hover your mouse over it, press control and click, this will take you to a website.

### Baking

Bake a cake or some cookies with an adult. Share your favourite recipe with your teacher.




### Fruit Kebabs

Make some fruit kebabs for fruit break. Thread your favourite fruit onto skewers.



### Sandwich

Choose your favourite filling to make a sandwich for lunch.



### Set the Table

Help an adult set the table for a meal.

